

Fort Liberty Wildlife



FORT LIBERTY HUNTING SAFETY ORIENTATION

Connecting Soldiers and Families with Nature....



Enjoy the Woods.

Fort Liberty Wildlife




Introduction:

OUTLINE OF BRIEFING

Laws and Enforcement
Licenses & Permits
Entering Fort Liberty
Hunter Check-in

Big Game Check-in
Big Game Manner of Take
Small Game Manner of Take
Small Game Check-in
Turkey Hunting
Predator Hunting
Hunting with Dogs

Safety



Fort Liberty Wildlife



Introduction:

SCOPE OF BRIEFING

- This briefing explains policies and procedures for hunting on Fort Liberty and Camp Mackall.
- It applies to all individuals that use the installations for wildlife recreation.
- Coverage of state and federal law will be minimal (see NC Wildlife or US Fish & Wildlife regulations).
- Visit our websites: www.liberty.isportsman.net
- Facebook: www.facebook.com/fortlibertywildlife



Fort Liberty Wildlife

Laws and Enforcement:

STATE AND FEDERAL LAWS

All Fort Liberty hunters must comply with:

- State and Federal Game Laws.
- Army and Installation Regulations
 - Fort Liberty Hunting Regulation, 200-1-1
 - Fort Liberty Range Regulation, 350-6
 - Fort Liberty 190-12 Private Weapons



Fort Liberty Wildlife

Fort Liberty
And
Camp Mackall

**Hunting & Fishing
Regulation**

Fort Bragg Wildlife
(910) 396 7506



**INSTALLATION
RANGE
REGULATION 350-6**



Fort Liberty Wildlife



Laws and Enforcement:

VIOLATION / PROSECUTION

- Violators of Laws and Regulations will be subject to:
 - Prosecution before the US magistrate
 - UCMJ Action
and/or
 - Administrative suspension of Hunting and Fishing privileges.



Fort Liberty Wildlife



License and Permit Requirements:

HUNTER SAFETY

- To obtain a Fort Liberty permit, all hunters must have both:
 - State Hunter Education Course
 - Any of the 50 states' courses are recognized
 - Bow hunting courses and other installation courses do not count for this requirement.
 - Fort Liberty Hunting Orientation
 - Individuals must retake the Orientation after any lapse of 3 or more years of hunting activity.

No Exceptions: For the safety of all



Fort Liberty Wildlife



License and Permit Requirements:

iSportsman

- Fort Liberty uses the iSportsman system to direct hunting activity as well as issuing permits.
- You only need to register in iSportsman once (even if initially done at a different installation).
- Visit liberty.isportsman.net to begin initial registration, or to enter the Fort Liberty portal (your information will transfer over from other installations/locations).
- Having emergency contact and vehicle tag numbers available is helpful.
- Register with your first and last name as shown on your CaC or license Drivers License.

Registration is step one. Once registered you will need a hunting or fishing permit before you can hunt or fish.



Fort Liberty Wildlife

License and Permit Requirements:

ADULT PERMITS



- All Fort Liberty hunters, scouts, and dog trainers must have in their possession:
 - Fort Liberty Hunting Permit
 - NC State Hunting License with all appropriate tags:
 - Big Game Harvest Report Card
 - Federal Duck Stamp
 - NC State Waterfowl Privilege Attachment
 - HIP Certification for hunting any Migratory Birds (waterfowl, doves, woodcock, etc.)
 - Picture Identification



Fort Liberty Wildlife



License and Permit Requirements:

MINORS (Under 16 Years of Age)

Do not have to possess a state hunting license or hunting permit to hunt but:

- Must be accompanied by, and under the direct supervision of, a licensed and permitted adult.
- Their check-in is covered under the adult sponsor.
- Must possess a Big Game Harvest Report Card issued in their name to hunt big game.
- Youth Under 12 (or under 16 without completed Hunter Safety):
 - Must be under Direct (reach, sight, and sound) Control.
- Youth, 12 - 16 (with completed Hunter Safety):
 - Must be under Immediate (sight and voice) Control.



Fort Liberty Wildlife



Entering Fort Liberty:

WEAPONS REGISTRATION

- Vehicle/Weapons Registration:
- Fort Liberty Visitor Center at All American Access Control Point
- Make, type, caliber, serial number, model, action, and finish.
- (Do NOT take the firearm into the registration center.)



Fort Liberty Wildlife



Entering Fort Liberty:

SEASONS AND DAYS OPEN

Seasons:

- All state seasons apply (all of Fort Liberty and Camp Mackall is in the Southeastern Season for deer).
- Scouting begins on the 2nd Saturday of August

Open Days of Week:

- Our typical hunt week is Wed – Sun; Liberty is closed on Monday and Tuesday.
- Exception: If Mon is a holiday we are open that day, and closed the following Tue and Wed of that week.
- Please see the comprehensive hunt calendar on the iSportsman site for open/closed days.



Fort Liberty Wildlife



Entering Fort Liberty:

ENTERING TRAINING / HUNTING AREAS

- All training areas, unpaved roads, and firebreaks are off limits except:
 - Military Training: Scheduled through Range Control
 - Hunters: Properly checked-in to a hunting area and travelling directly to or from hunting area.
 - Recreational use of specific named lakes: Only within 200 yards of lakes.
 - Street Legal Vehicles only: No Off Road 4x4, ATVs, UTVs, Motorcycles, Mountain Bikes, or Horses.



Fort Liberty Wildlife



Entering Fort Liberty:

VEHICLE CONTROL CARDS

- Must be filled out each time hunter checks in for hunting: cards are for multiple days' use.
- Must be openly displayed on dashboard in front of steering wheel. We have a link on our website so you may print one.
- Control cards required for:
 - All Hunting Activities
 - Scouting
 - Dog training



Fort Liberty Wildlife



Entering Fort Liberty:

VEHICLE CONTROL CARDS

[illegible]**FB FORM 1560, AUG 2006**

Previous edition is obsolete.

PE v1.0

Fort Liberty Wildlife



Entering Fort Liberty:

VEHICLE CONTROL CARDS

REPORT WILDLIFE VIOLATIONS		
SECTION III - VEHICLE INFORMATION		
License Tag # and State	Make/Model	Color
SECTION IV - VIOLATION INFORMATION		
Date/Time	Area	
Type of Violation		
REPORT ALL VIOLATIONS TO: HUNTING & FISHING CENTER FORT ██████████, NC (910)396-7506		

FB FORM 1560, AUG 2006 (Back)



Fort Liberty Wildlife



Hunter Check-in:

TYPES OF HUNTER CHECK-IN

- Separate Check-In processes are maintained for:
 - Small Game
 - Gun Big Game
 - Archery Big Game
 - Raccoon
 - Turkey
 - Dog training
 - Scouting, etc.
- You may only check-in to ONE activity at a time.



Fort Liberty Wildlife



Hunter Check-in:

CHECK-IN/OUT TIME

- All hunters must check-in using iSportsman online, using any web-capable device prior to entering an open hunting area. Verbiage is like a hotel; you check-in to the woods and check out when you're done.
- Check-in opens at midnight the day of the hunt.
- Hunters cannot enter hunting areas (leave paved roads) until 90 minutes before sunrise on the morning of the hunt.
- All hunters must check-out No Later Than (NLT) - 90 minutes after sunset (16:00 for Turkey Scouting or hunting).
- Check-in to go hunting closes 60 minutes before sunset.



Fort Liberty Wildlife



Hunter Check-in:

BIG GAME

- Only 1 lettered training area, or sub-area, at a time.
- Area Allocations are visible in the iSportsman system.
- Baiting is NOT authorized on the installation at any time (this includes during scouting).
- Note: Drop zones, A (south of Honeycutt Rd), B, C, G (north of Gruber Rd), O, OP-11, All Impact Areas, and Main Post Area are always closed unless posted otherwise.



Fort Liberty Wildlife



Big Game Check-in:

SLOT ALLOCATION

- Hunting Slot Allocation
 - Wildlife Branch and Range Control determine availability of hunting areas.
 - Slots are allocated on 1st come 1st served basis.
 - Areas open for hunting are posted:
 - Website: www.liberty.isportsman.net
 - Facebook: www.facebook.com/fortlibertywildlife
- Projected open hunting areas are subject to change.



Fort Liberty Wildlife



Big Game
Check-in:

AREAS
OPEN

AREAS OPEN FOR DEER HUNTING
WITH A GUN
9 - 13 NOVEMBER 2022

AREA	9 NOV	10 NOV	11 NOV	12 NOV	13 NOV
AA	1		2	2	2
BB	1 2 3		1 2 3	1 2 3	1 2 3
CC			1 2	1 2	1 2
DD		2	2 3	2 3	2 3
EE	1		1 2 3	1 2 3	1 2 3
FF	1 2		1 2	1 2	1 2
GG	1 3		1 3	1 3	1 3
HH			1 2 3 4	1 2 3 4	1 2 3 4
II	3	1	1 2 3	1 2 3	1 2 3
JJ			JJ	JJ	JJ
K					
L		1	1 2	1 2	1 2
M			1	1 2	1 2
N				1	
NN			NN	NN	NN
NTA1					
NTA2					
NTA3				NTA3	NTA3
NTA4				NTA4	NTA4
NTA5					
NTA6			NTA6	NTA6	NTA6
NTA7			NTA7	NTA7	NTA7
NTA8			NTA8	NTA8	NTA8
OO					
P	1	2	1 2	1 2	1 2
Q		2		1 2	2
QQ			QQ	QQ	QQ
R			R	R	R
RR					
S			2 3	1 2 3	2 3
SS					
T					
TT	3		1 2 3	1 2 3	1 2 3
U					
UU			2	2	2
V			1 2	1 2	1 2
W			1 2	1 2	1 2
X					
Y	1 3		1 2 3 4	1 2 3 4	1 2 3 4
Z			2	2	2

BUCK ONLY

EITHER SEX

OPEN AREAS AND EITHER SEX DESIGNATIONS
ARE SUBJECT TO CHANGE

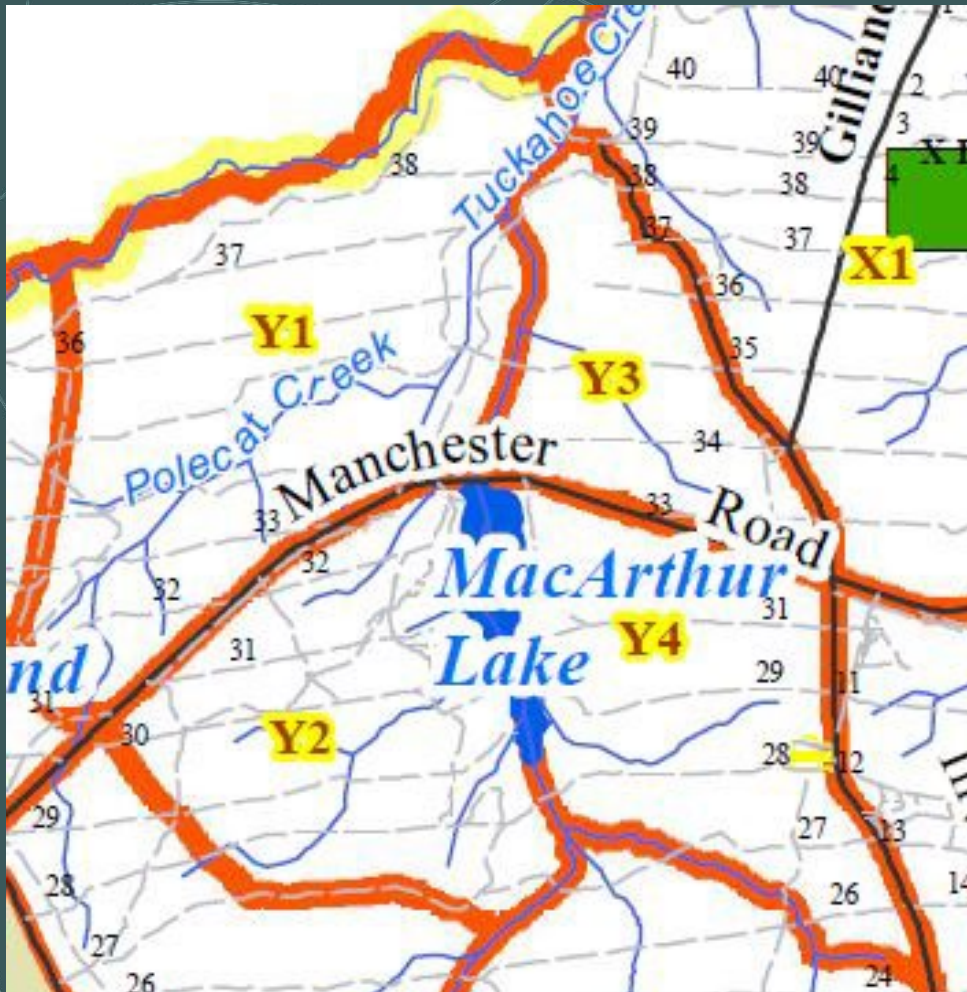
For training areas with sub-areas, you are required to designate your sub-area. Some sub-areas will be either sex, some will be buck only. We publish this sheet weekly.



Fort Liberty Wildlife



Big Game Check-in: LETTERED AREAS



Note: Y has 4 sub-areas:

On any given day all, or just some, of these sub-areas may be open. You may only check-in for one sub-area at a time.

Available areas will be visible on the open area sheet as well as in the iSportsman check-in process.



Fort Liberty Wildlife



Big Game Check-in:

TRACKING WOUNDED GAME

- If you are trailing a wounded animal and are close to NLT, you must stop (mark your blood trail location) and check-out of your area.
- Call or text 910-580-7312 to reach on-duty biologist so you may coordinate your activities.
- A Wildlife staff member will work with you to either continue your search that evening or the following day (depending on the circumstance).



Fort Liberty Wildlife



Big Game Check-in:

Harvested Game

- All deer and turkeys harvested on FL (except Camp Mackall) must go to the HFC. Successful hunters are to proceed from the place of kill directly to the HFC check station. In addition to the above, all hunters (Fort Liberty and Camp Mackall) must:
 - 1. Mark the harvest on their Big Game Harvest Report Card before moving the animal
 - 2. Annotate harvest in the iSportsman during the check out process
 - 3. Call 1-800-IGOTONE or visit ncwildlife.org to report the harvest to the NC Wildlife Commission.
 - 4. You must have your deer to the check station **NLT 90 minutes after sunset**. Turkeys must be checked at the office **NLT 16:00**.
- Harvested Small Game must be recorded but not checked in unless specifically posted. Persons harvesting game and leaving it unattended or in another's possession must identify on paper the carcass with:
 - Name
 - Hunting license number
 - Date of harvest
 - If big game has been registered, only harvest number needed



Fort Liberty Wildlife



Big Game Manner of Take:

WEAPONS AND AMMUNITION

Deer:

- Any centerfire rifle .223 caliber to include 22/250 and larger firing rifle cartridges with expanding bullets (no full metal jacket ammo).
- Shotguns .410 and 20-through-10 ga. firing slugs only – no buckshot.
- Muzzle loading rifles, airguns, and archery in accordance with state law.
- No handguns or automatic weapons.



Fort Liberty Wildlife



Big Game Manner of Take:

DEER HARVEST LIMITS

Daily limit: 2 Deer per day.

- If you have an Either-sex slot ONLY 1 CAN BE ANTLERLESS.
 - (never 2 does/button bucks).
- Antlered Deer (Buck Only) slot: deer must have visible antlers above the hairline with naturally broken velvet.
- Button bucks are considered antlerless deer.
- Season limit: 6 deer (includes deer taken elsewhere in NC).





CHRONIC WASTING DISEASE

Chronic wasting disease (CWD) was detected in Cumberland Co. NC during the 2022 hunting season. Policies and procedures pertaining to deer harvested on Fort Liberty will be posted at the Check Station.



Fort Liberty Wildlife



Big Game Manner of Take:

ARCHERY HUNTING

- Unless specifically closed, archery hunting is authorized in areas where training or other activities are taking place.
- Archers must check-in to a specific training area or sub-area.
- Antlerless deer may be taken during the archery only season or if checked-in to an area that is archery only on a given day (closed to gun hunting). But still only one antlerless deer per day.
- If an area is open for rifles, archers must check-in with the gun hunters and abide by gun hunting slot allocation and antlered / antlerless status for that day.
- Archery hunting is permitted during the muzzleloader season.
- Antler restrictions in the QDMA, regardless of the weapon used.



Fort Liberty Wildlife



Big Game Manner of Take:

MUZZLELOADER

- Only Muzzleloading rifles/shotguns and archery equipment may be used during the muzzleloader season.
- Areas that are posted as open for Shotgun Only (with slugs) are also open to muzzle loading rifles. We'll publish an open area sheet each week detailing which areas are available for muzzleloader hunting. The remaining training areas will be available for archery hunting.
- Muzzleloader hunters are required to remove the percussion cap after hunting prior to transporting the firearm from the hunting area.



Fort Liberty Wildlife



Big Game Manner of Take: QUALITY DEER MANAGEMENT AREA

Muddy Creek QDMA located in NTA 1 thru 8

Managed for quality, older aged bucks, a high buck /doe ratio, and lower overall hunter density (one hunter per two hundred acres versus one hunter per 100 acres like the rest of the training areas).

Antlered deer restrictions

- At least 3 antler points ($>1''$) on one side or
- Inside spread of at least 12"
- Antlerless deer when applicable (either-sex slot)
- These restrictions also apply during Archery season

Fort Liberty Wildlife



Small Game Manner of Take:

WEAPONS AND AMMUNITION

Shotguns

- .410 bore through 10 ga.
- Size '4' shot and smaller only
- Larger size (BB maximum) steel or other nontoxic shot may be used for waterfowl only

.22 cal. rimfire and air rifles:

- Must be used for raccoon and opossum hunting.
- Only after the deer season, .22 cal. and .17 cal. rimfire rifles and .36 cal. and smaller muzzleloaders are authorized for squirrel hunting. Separate check-in is maintained for rifle areas. We'll post the open area sheet weekly.



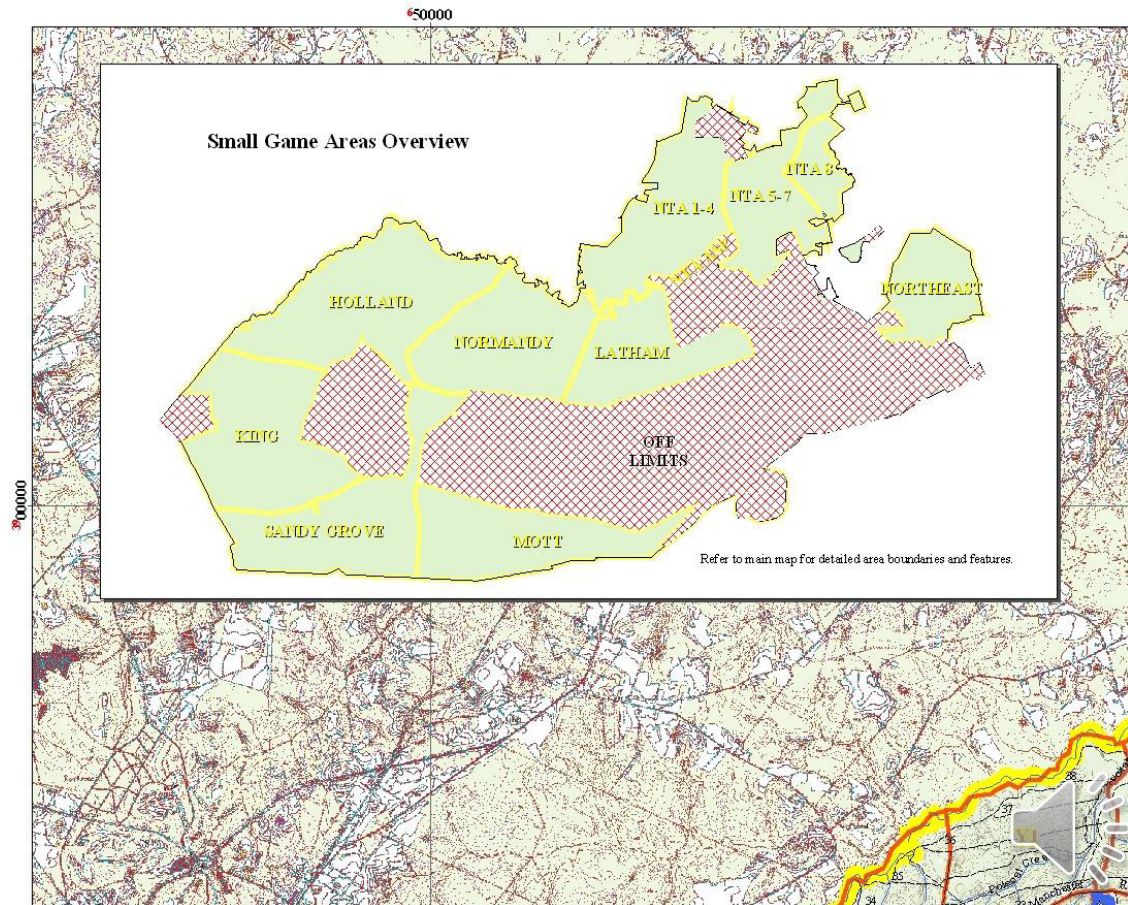
Fort Liberty Wildlife



Small Game Check-in:

NAMED AREAS

- Small game hunters are allowed to check-in for one of the ten major hunting areas (“Small Game Areas”).
- Hunters may not check-in to hunt big and small game simultaneously.

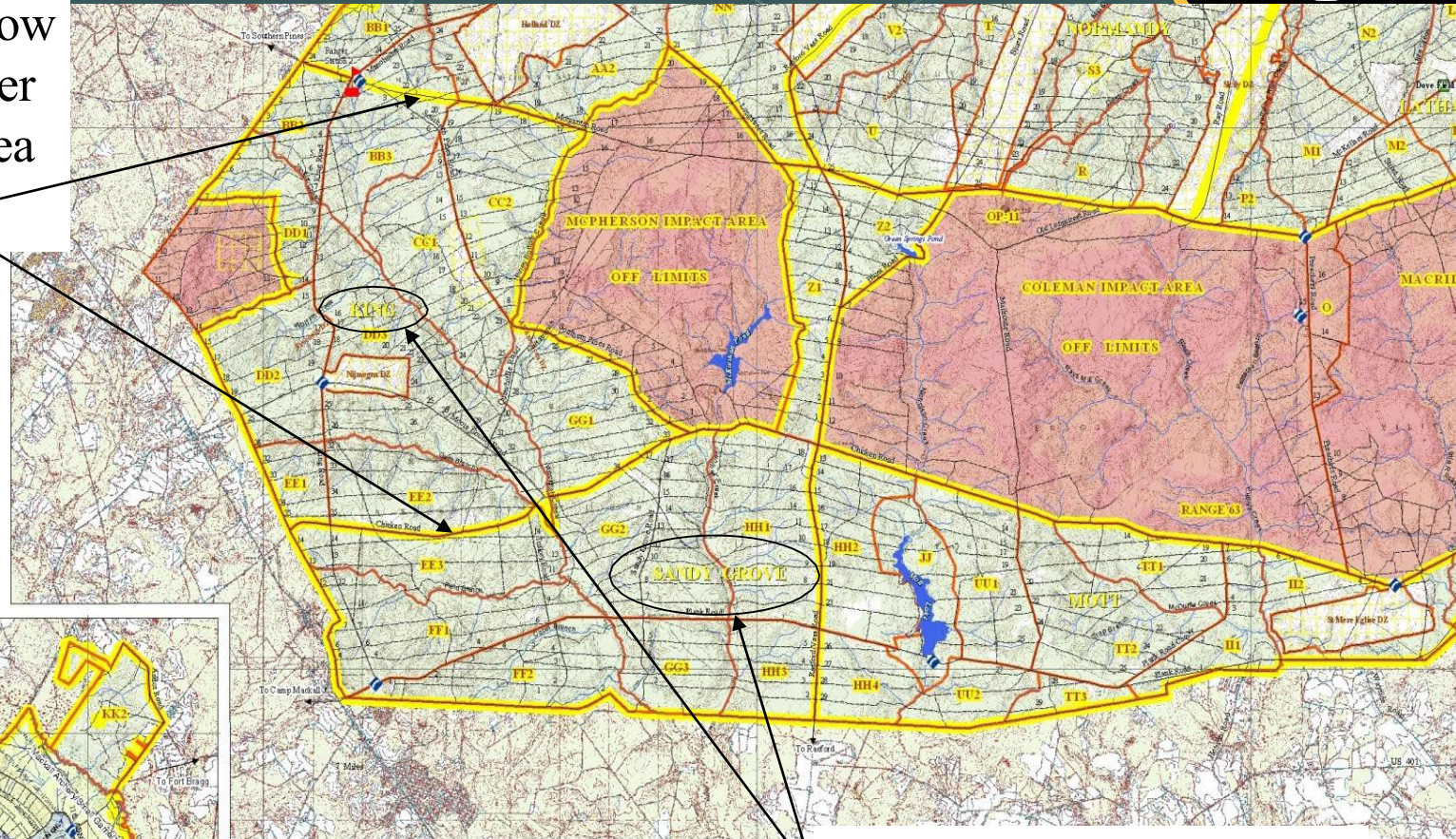


Fort Liberty Wildlife

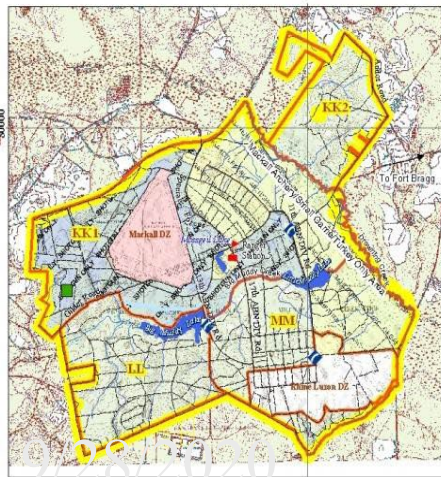
Small Game Check-in: **NAMED AREAS**



Note: Bold Yellow Lines mark larger Small Game Area boundaries



Camp Mackall



- Hunting**
- Offlimits to Hunting / Impact Areas / Restricted
 - Hunting Areas
 - Shut-in Only
 - Archery Only Deer Hunting Areas
 - Muddy Creek/Quality Deer Mgmt Area (QDMA)
 - Small Game Hunting Areas
 - Mixed Dove Fields

- Fishing**
- Lakes
 - Streams

See Reverse Side of Map for Hunting & Fishing Regulations

Note: Large Yellow Labels on area names



Fort Liberty Wildlife



Turkey Hunting:

CHECK-IN, MANNER OF TAKE

- May check-in for Larger Small Game Areas (ex. Latham, Normandy, Mott...). **Check-in closes each hunt day at 10:00.**
- Spring Turkey season, only bearded turkeys may be taken.
- Hunter allocation is one hunter per 500 acres.
- The use of turkey calls during pre-season scouting is prohibited. In addition, the use of motor vehicles for locating and/or taking turkeys is prohibited.
- No turkey scouting once the season opens.
- Party hunts are authorized as long as one hunter has checked-in to an open hunting slot.
 - 1 hunter with weapon – callers may not carry a weapon
 - Each member of party must possess an appropriate hunting license and Fort hunting permit
- **Only shotgun w/# 4 or smaller shot and archery equipment may be used.**



Fort Liberty Wildlife



Predator Hunting:

MANNER OF TAKE

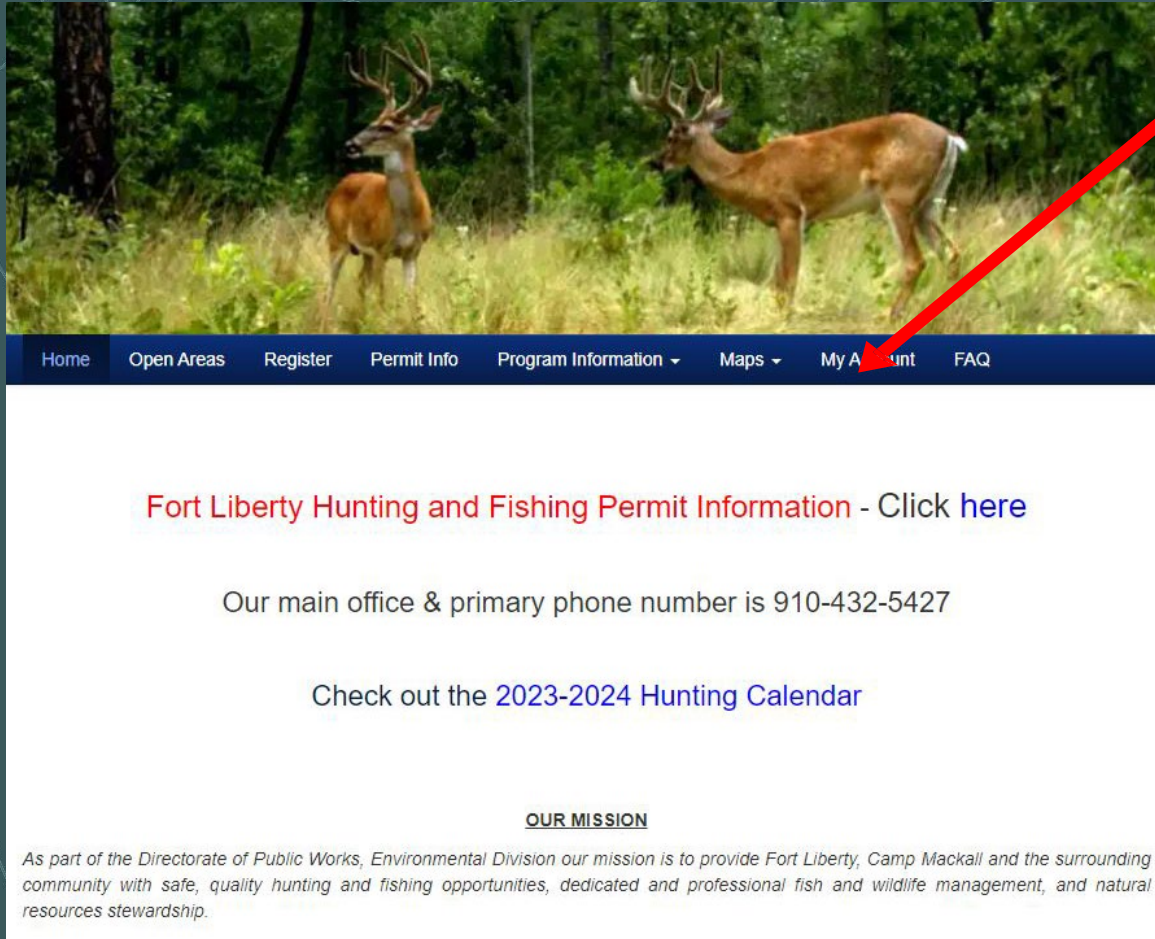
- Bobcat and fox may be taken (in season) while big game hunting only.
- Coyotes, along with feral hogs can be taken during any open season whether signed out for big game or small game hunting. Taking of these species is only authorized on those days otherwise open to hunting on FL. No night hunting. Baiting for hogs is not allowed. Note: as of now no hogs are known to be present on the installation
- Coyote hunting with rifles is permitted after the deer season only in specific areas cleared from military training (same as rifle areas for squirrel after deer season).
- Crows may be taken in accordance with state season (usually only 3 days/week) while small game hunting.
- Baiting is not authorized on Fort Liberty for any species or any purpose.



Fort Liberty Wildlife



CHECK-IN PROCESS



Home Screen:
Click on “My
Account”



Fort Liberty Wildlife



CHECK-IN PROCESS

Hunting and Fishing Program

Login Register Forgot Password Forgot Username

If you do not have an account, click on the "Register" tab.





Login Id *

Your Username, Permit Number

Password *

Login Home Page

isportsman

- 1) Enter your username or permit number
- 2) Enter your password
- 3) Click the green "Login" button

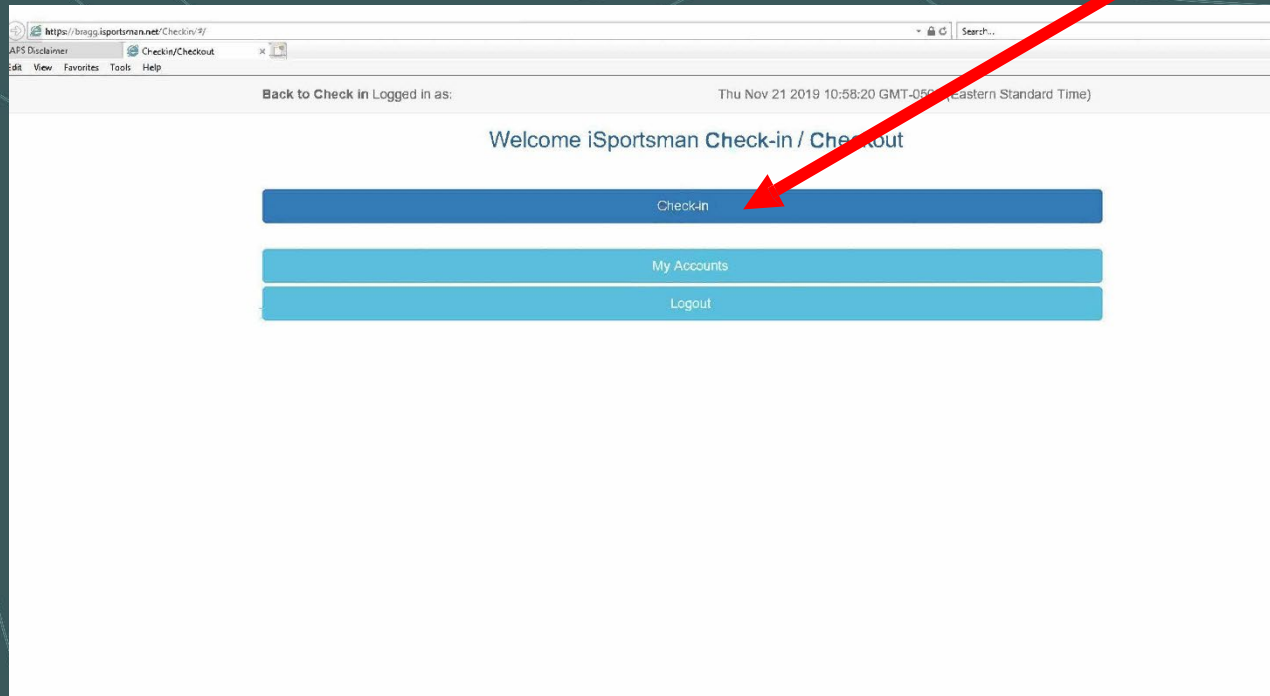


Fort Liberty Wildlife



CHECK-IN PROCESS

Click the
“Check-in”
button



Fort Liberty Wildlife



CHECK-IN PROCESS

The screenshot shows a web browser window with the URL <https://bragg.isportsman.net/Checkin/#/checkin/activity/activity>. The page title is "iSportsman Check-in / Checkout". Below the title, there is a "Select Activity" section with two buttons: "Archery Deer" and "Scouting in Fall". At the bottom of the form, there are two large buttons: "Start Over" (blue) and "Cancel Check-in" (red). The browser's address bar shows the URL, and the top of the page displays the time "Thu Nov 21 2019 10:59: 21GMT-0500 (Eastern Standard Time)".

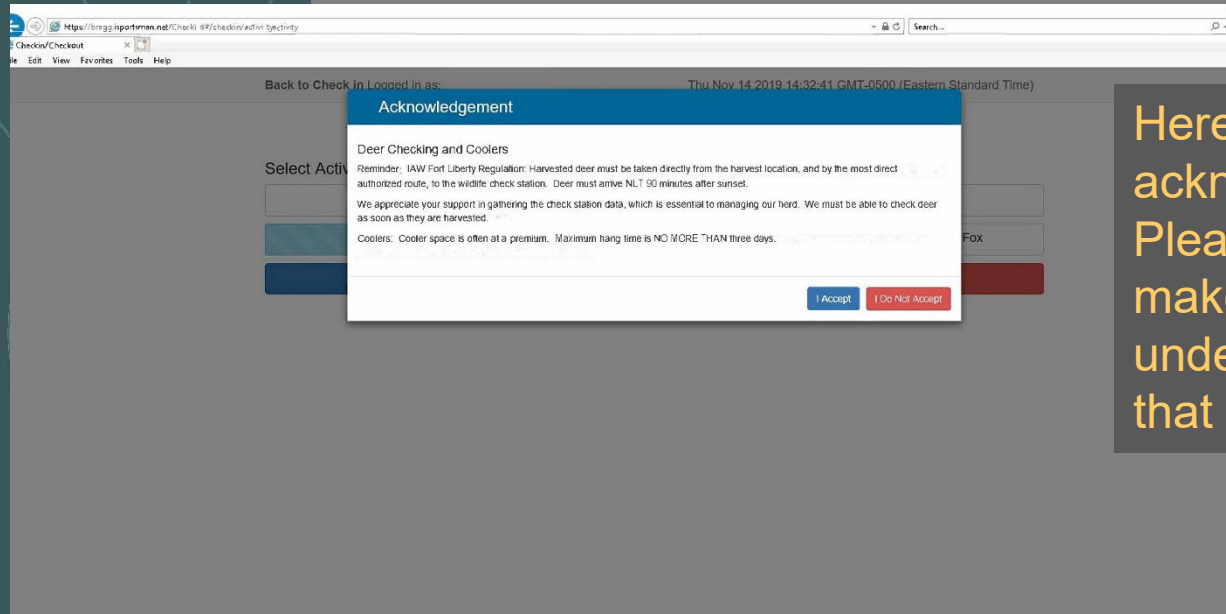
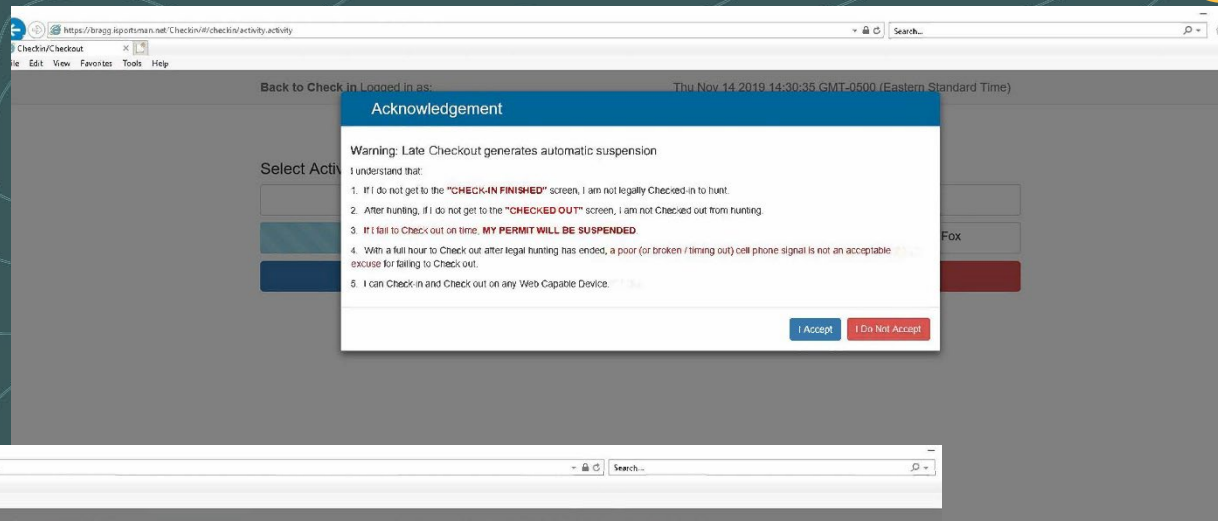
On this screen you will have the opportunity to designate your activity. This is only an example; during deer gun season you will also see that option.



Fort Liberty Wildlife



CHECK-IN PROCESS



Here you will see different acknowledgements. Please read them and make sure you understand everything that is articulated.



Fort Liberty Wildlife



CHECK-IN PROCESS

Checkin/Checkout x

Edit View Favorites Tools Help

Back to Check in Logged in as: Thu Nov 14 2019 14:34:04 GMT-0500 (Eastern Standard Time)

iSportsman Check-in / Check out

Select Area Parent Area

BB1&2 Gun Spots Remaining: 10	DD3 Gun Spots Remaining: 17	EE Gun Spots Remaining: 27
FF Gun Spots Remaining: 23	GG3 Gun Spots Remaining: 2	L1 Gun No Spots Remaining
NN Gun Spots Remaining: 11	P Gun Spots Remaining: 8	S2 Gun Spots Remaining: 5
Y2 Gun Spots Remaining: 5		

Start Over Cancel Check-in

Go ahead and designate your area. The system will display how many slots are still available or if an area is full.



Fort Liberty Wildlife



CHECK-IN PROCESS

Checkin/Checkout

Back to Check in Logged in as: Thu Nov 14 2019 14:36:18 GMT-0500 (Eastern Standard Time)

Check out Required

You must Check out today by 6:41 PM

Confirmation Required

Sign-out Time Now

Specific Location DD3 Gun

Acknowledgments Warning: Late Signin generates automatic Suspension
Deer Checking and Coolers
Buck Only

Don't forget to Check out before 11/14/2019 06:41 PM

You will always be advised of the NLT check out time. It's a good idea to set an alarm to remind yourself to do so. Failure to check out results in an automatic check-in hold being placed on your account.



Fort Liberty Wildlife



CHECK-IN PROCESS

checkin/Checkout

Edit View Favorites Tools Help

Back to Check in Logged in as: Thu Nov 14 2019 14:36:53 GMT-0500 (Eastern Standard Time)

iSportsman Check-in / Check out

Confirmation Required

Sign-out Time	Now	Activity	Rifle Deer
Specific Location	DD3 Gun	Acknowledgments	Warning: Late Check out generates automatic Suspension Deer Checking and Coolers Buck Only

Don't forget to Check out before 11/14/2019 06:41 PM

[Confirm Check-in](#)

[Cancel](#)

You must click the "Confirm Check-in button to complete the process.



Fort Liberty Wildlife



CHECK-IN PROCESS

heckin/Checkout x

Edit View Favorites Tools Help

Back to Check in Logged in as: Thu Nov 14 2019 14:37:43 GMT-0500 (Eastern Standard Time)

iSportsman Check-in / Check out

Check-in finished

Sign-out Time	11/14/2019 02:38 PM	Activity	Rifle Deer
Specific Location	DD3 Gun	Acknowledgments	Deer Checking and Coolers Buck Only Warning: Late Check out generates automatic Suspension

Don't forget to Check out before 11/14/2019 06:41 PM

Check out

My Account

Logout

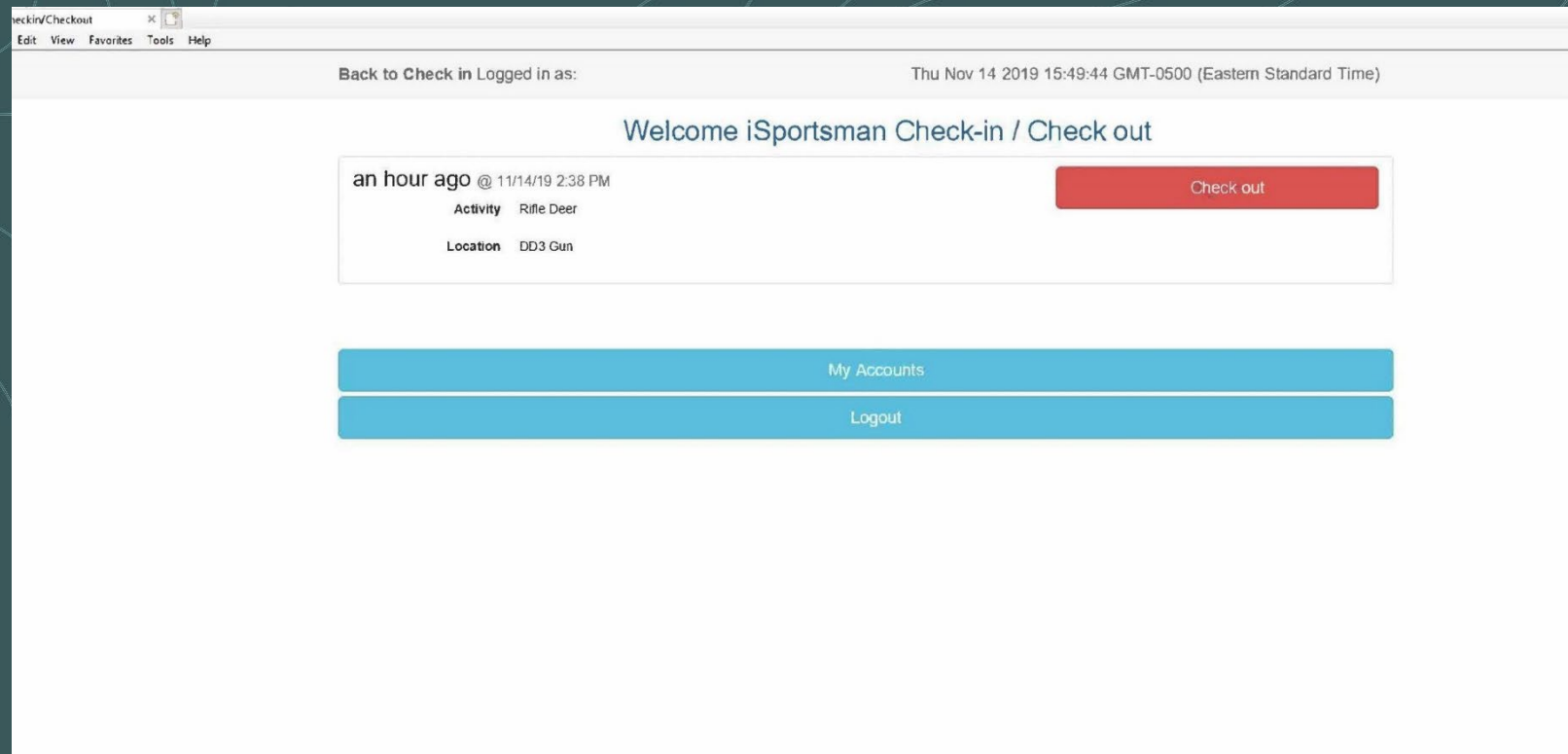
Once you see this “Check-in finished” you are officially checked-in and authorized to leave the paved road.



Fort Liberty Wildlife



CHECK OUT PROCESS



When you're done hunting, log in to your account; you will see this screen. Click the red "Check out" button to proceed.



Fort Liberty Wildlife



CHECK OUT PROCESS

heckin/Checkout Edit View Favorites Tools Help

Back to Check in Logged in as: Thu Nov 14 2019 15:53:46 GMT-0500 (Eastern Standard Time)

iSportsman Check-in / Check out

Confirmation Required

Check-in Time	11/14/2019 02:38 PM	Activity	Rifle Deer
Specific Location	DD3 Gun	Game	No Game Harvest SquirrelsCount: 0 CoyotesCount: 0
Acknowledgements	Deer Checking and Coolers Buck Only Warning: Late Check out generates automatic Suspension		

[Confirm Check out](#)

[Cancel](#)

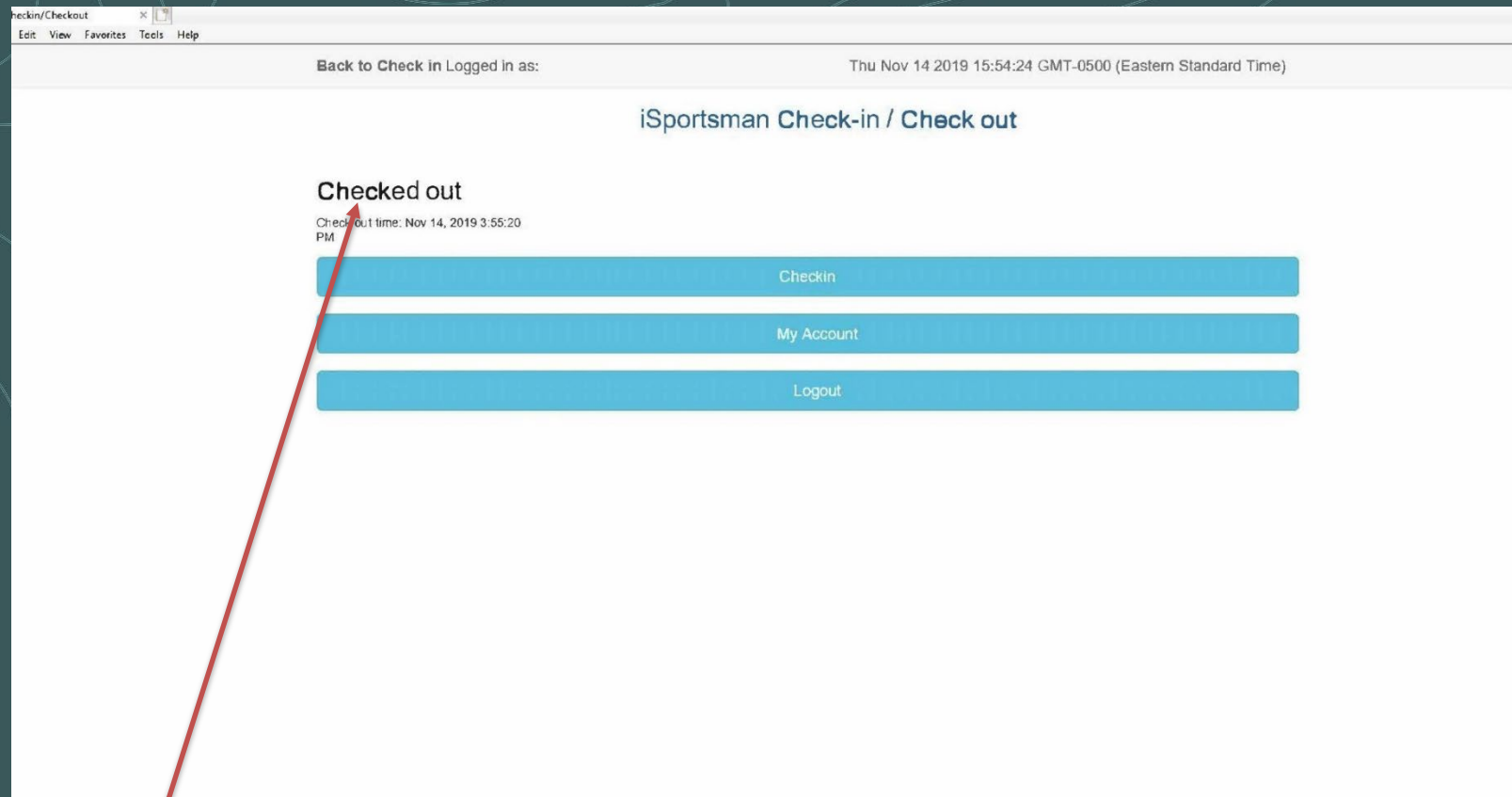
Make sure you click the "Confirm Check out" to complete the process



Fort Liberty Wildlife



CHECK OUT PROCESS



Once you see “Checked out” you are officially clear from hunting.



Fort Liberty Wildlife



Hunting Accident:

CASE STUDY

- 1 Jan 11
 - Fort Liberty Deer Hunter fatally shot a jogger.
- Lessons Learned:
 - Cardinal rule of firearms and hunting safety:
 - **Never approach the trigger unless you are 100% sure of your target and what is behind it.**
 - Despite any hunting procedures or rules, you can never be 100% certain who or what may be in the field.
 - Always wear blaze orange and consider other hunters when you are in the field.
 - **You are responsible for every shot you fire and every time your gun discharges.**
 - **Always practice safe gun and ammunition handling.**
 - **Always know your target and what is behind it.**



Fort Liberty Wildlife



Hunting Safety:

10 Commandments of Firearm Safety

1. Watch that muzzle.
2. Treat every firearm as if it were loaded.
3. Be sure of your target and what is in front of and behind it.
4. Keep your finger outside the trigger guard until ready to shoot.
5. Check your barrel and ammunition.
6. Unload firearms when not in use (transport cased and unloaded).
7. Point firearm only at something you intend to shoot.
8. Don't run, jump, or climb with a loaded firearm.
9. Store firearms and ammunition separately and safely.
10. Avoid alcohol or mind / behavior altering medicine or drugs.



Fort Liberty Wildlife



Safety:

BLAZE ORANGE

- Blaze orange hat and vest (144 square inches chest and back) are required for all hunters from the opening day of muzzleloader season through the last day of any small game hunting with the following exceptions:
 - Early seasons opening prior to Muzzleloader season do not have a blaze orange requirement .
 - Duck and dove hunters may remove blaze orange in their blind.
- Deer hunters in ground blinds must have a blaze orange marker, equal in size to a vest, displayed and visible from all sides.
- Faded blaze orange or camo patterns with insufficient amounts of orange will be rejected at the discretion of the Wildlife Staff .
- After opening day of muzzleloader season, blaze orange is required everywhere, even in archery only areas (IAW state regulation).



Fort Liberty Wildlife



Safety:

MANNER OF TAKE

- No spotlighting.
- No trapping.
- No baiting or hunting over bait.
- No Drive Hunting (defined as one or more moving hunters attempting to flush game to one or more stationary hunters).
- No driving of a motorized vehicle on the firebreaks for the purpose of locating or hunting game.
- No permanent tree stands: Portable tree stand and removable (lagscrew) steps are authorized.
- Tree stand safety harnesses must be used during climb and descent.



Yes



No



Fort Liberty Wildlife



Safety:

HUNTERS AND TROOPS

- All Gun Deer hunting (including muzzleloader and shotgun) is prohibited in all areas that are occupied by Military units.
- Rifle Hunters observing troop activity in an area they are checked in to hunt will cease hunting and report the activity to PMO Dispatch: 910-907-4813.
- DO NOT confront troops.
- Unless specifically closed, small game hunting is authorized concurrently in areas where training or other activities are taking place. If you are confronted by troops, please vacate the area.
- Report incidents to HFC.



Fort Liberty Wildlife



Safety:

HUNTING ON PUBLIC LANDS

Fort Liberty is a Multi-use Federal Property. As with all public land:

- There will be other hunters.
- There may be either authorized or unauthorized activity in any hunting area.
- All hunters need to remember that:
 - Regardless of policy, other people in hunting areas may not be wearing blaze orange or any bright clothing.
 - All access to hunting stands or other locations is on a first come, first served basis each day.
 - Multiple types of hunting may be conducted in the same area simultaneously (Small Game and Deer Hunters).
- Hunter Safety and Hunter Ethics are Requirements. Not Options.



Fort Liberty Wildlife



Safety:

ZONES AND WEAPONS SAFETY

- It is unlawful to hunt or discharge a weapon:
 - From a vehicle.
 - Within 300 feet of centerline of a named roadway
 - Within 300 yards of a building or camping area.
- It is prohibited to transport any firearms in a vehicle unless the firearm is registered, unloaded and cased – keep ammunition separate.
- No firearms target practice allowed anywhere on Fort Liberty or Camp Mackall except at McKellar's Range.
- Observe "No Hunting, Safety Zone" markers wherever they occur (whether posted on map or not).
- No hunting around Posted School Grounds located in areas II-4 and QQ.



Fort Liberty Wildlife



Unauthorized Activities:

PROTECTED RESOURCES & RECREATION

- Foot Traffic Only:
 - Endangered Species Sites
 - Environmentally Sensitive Sites
- No tree stands in banded (green or white) trees.
- No Camping / Swimming.
- No removing forest products.
- No removing/disturbing historical artifacts.

OUTER PERIMETER SIGN



Fort Liberty Wildlife



Safety:

ORDNANCE

- Do not touch or pickup any unexploded ammo, duds, or ordnance of any kind
- If you encounter ordnance in the field, please mark the site and report its location to Wildlife staff



Fort Liberty Wildlife



Unauthorized Activities:

MISCONDUCT

- No alcohol or drugs anywhere or anytime around hunting activity.
- No disrupting hunting and fishing activity
- No interfering with anyone using the HFC facilities.
- No intentional interfering with lawful taking of wildlife resources (includes confronting other hunters in an attempt to enforce the regulations – contact Wildlife Enforcement)
- Any unsafe act or misuse of weapons.
- Report infractions to PMO Dispatch: 910-907-4813.



Fort Liberty Wildlife



Facilities:

Check Station and Processing

- Walk-in coolers: maximum hang time of three days.



Fort Liberty Wildlife



Facilities:

Check Station and Processing

Biological Data Collection



Fort Liberty Wildlife



Facilities:

Check Station and Processing

Processing Areas





LAST SLIDE

■ Please Remember:

- If you need clarification on any of this material please ask.
- We are not the primary POC for state or federal regulations, but we will try to help with questions. You may also contact the NC Wildlife Resources Commission or the US Fish & Wildlife Service.
- We are here to see that you have a safe and enjoyable outdoor experience. If we can help in any way please let us know!

-Fort Liberty Wildlife Branch

Be safe, have fun, and enjoy our natural resources.

